

# WEARMASTER® DOCK SEAL SYSTEM

W M S E R I E S S P E C I F I C A T I O N S




## Design Highlights

- Two-piece head pad system with sliding front pad increases wearability
- Roll-formed galvanized steel framing reduces pressure on building wall
- Full-width durable head pad wear face included on the mobile head pad portion
- Head pad mounted firmly to steel framing with TEK screws inserted through heavy-duty washers
- 4" exposure wear pleating moves with trailer, extending fabric life in key wear areas
- Reinforced TEK screws provide firm attachment of the sliding wear pleat system to side pads
- Sliding wear pleat system and front head pad are easily replaced without dock seal removal
- Strong urethane-coated base material provides good sliding surface for mobility of wear surfaces

## Project Information

Job Name \_\_\_\_\_  
Address \_\_\_\_\_  
General Contractor \_\_\_\_\_  
Distributor \_\_\_\_\_  
Quantity \_\_\_\_\_

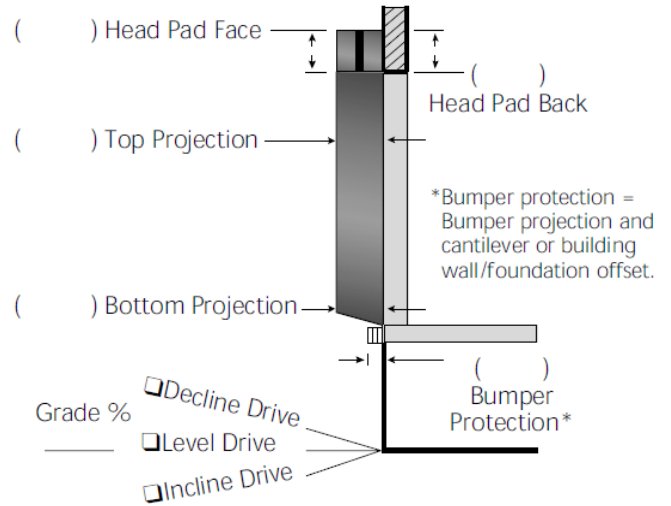
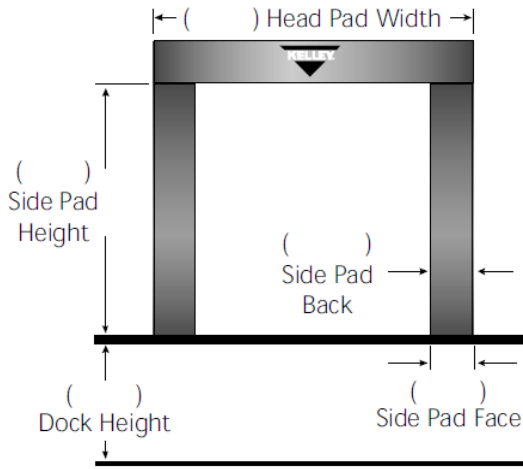


## Certified For Construction

By \_\_\_\_\_  
Company \_\_\_\_\_  
Address \_\_\_\_\_  
Date \_\_\_\_\_

# WEARMASTER® DOCK SEAL SYSTEM

W M S E R I E S S P E C I F I C A T I O N S



### APPLICATION DATA

Door Width: \_\_\_\_\_ ft. \_\_\_\_\_ in.  
 Door Height: \_\_\_\_\_ ft. \_\_\_\_\_ in.  
 Dock Height: \_\_\_\_\_ ft. \_\_\_\_\_ in.  
 Bumper Protection\*: \_\_\_\_\_ in.  
 (\*Includes bumper projection and any building wall/foundation offset or cantilever)

### TRUCKS AND TRAILERS SERVICED

Width: \_\_\_\_\_ Max. \_\_\_\_\_ Min.  
 Height: \_\_\_\_\_ Max. \_\_\_\_\_ Min.  
 Length: \_\_\_\_\_ Max. \_\_\_\_\_ Min.  
 Hydraulic Tailgate:  Yes  No  
 Rear Step Section:  Yes  No  
 Tailgate/Step Section Size: \_\_\_\_\_ In.  
 Yard Jockeys:  Yes  No

### QUANTITY \_\_\_\_\_

**Model**  WM  Flame Retardant Fabric & Foam  Flame Retardant Fabric Only

**Framing** Roll Formed Galvanized Steel

**Head Pad Width** \_\_\_\_\_ (Total Inches)

**Head Pad Bevel**  12/12  18/18  12/15  12/18

**Drop Curtain**  None  12"  Hook-Loop

**Side Pad Height** \_\_\_\_\_ (Total Inches)

**Side Pad Bevel**  12/12  6/10  8/12  10/12  10/15  8/15  12/15  10/18  6/14

**Base Material**  22 oz. Vinyl, Black

**Taper**  Tapered  Non-Tapered

**Top Projection**  10"  12"  14"  16"  18"  20"  22"

**Bottom Projection**  10"  12"  14"  16"  18"  20"  22"

**Bottom Flaps** (3" Inside Bottom Flaps are Standard)

6"  Inside  Inside & Front  All 3 Sides

**Wear Surface** Full Width Black TS-55® is Standard on the Head Pad Front Chamber

Reinforced Inside Face  Side Pad 4"  Side Pad Full Height

**Material**  40 oz. Vinyl  TS-55®

**Color**  Black  Tan  Brown  Blue  Green

**Wear Pleats** Black TS-55® 4" Exposure is Standard on the Side Pads and Head Pad Corners

**Options**  Door Numbers

**Side Pad Mounting Brackets**  None  Flats & Angles  Angles

1 1/2" Offset Flats & Angles

Note: Not all options are available with all models.

\*Conversions: To convert measurements to metric, see formulas below:

Inches x 25.4 = millimeters (Example: 4" x 25.4 = 101.6 mm)

Feet x .3048 = meters (Example: 12' x .3048 = 3.66 m)

KELLEY